


ASPEN PAVERS

COLLECTION

Special Order Collection
2-4 Weeks for Shipping

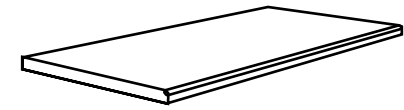
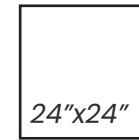



MALINE TILE
ELEVATE YOUR SHOWROOM

malinetile.com

ASPEN PAVERS

Stock Sizes



12"x24" 2CM Coping
16"x32" 2CM Coping

Colors

Basalt Cold Grey



Basalt Ivory



Basalt White




Concrete Bianco



Concrete Gray



Gallery Carrara



Gallery Dolomite



Foundation Gray



Foundation White




Foundation Graphite



Travertine Beige



Travertine Gray



Quartzite Bianco



Quartzite Dark Gray



Quartzite Gray




Quartzite Sand



Slate Gray



Slate Nero




Slate Bianco



Stone Gray




Stone Dark Gray



Stone Beige



Stone Bianco





Basalt Cold Gray | 16"x32"





Basalt Ivory | 16"x32"





Basalt White | 24"x24"





Concrete Bianco | 24"x24"





Concrete Gray | 24"x24"





Gallery Carrara | 24"x24"





Quartzite Bianco | 16"x32"





Quartzite Dark Gray | 16"x32"





Quartzite Gray | 16"x32"





Quartzite Sand | 16"x32"





Slate Bianco | 24"x24"





Slate Gray | 24"x24"





Slate Nero | 24"x24"





Stone Beige | 24"x24"





Stone Bianco | 24"x24"





Stone Dark Gray | 24"x24"





Stone Gray | 24"x24"





Travertine Beige | 16"x32"





Travertine Gray | 16"x32"



ASPEN PAVERS

Technical Characteristics

Material	Rectified	Thickness	Application	Frost Resistance	DCOF	Bond Strength
Glazed Porcelain	Yes	2CM	Interior/ Exterior	Yes	0.67	≥50 PSI

Breaking Strength	Chemical Resistance	Stain Resistance	MOHS
≥3000 lbf	Pass	Pass	≥6

Maline Massachusettes

Phone: 781.792.1780

Email: SalesMA@maline.com


20 Reservoir Park Drive, Rockland, MA 02370

Maline New Jersey


Phone: 973.835.0244

Email: SalesNJ@maline.com

2 Doig Road, Wayne, NJ 07470



For more questions & information email info@maline.com



MALINE TILE
ELEVATE YOUR SHOWROOM

malinetile.com